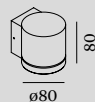



TUBE

EXTERIOR
WALL SURFACE



1.0 LED


 LED 8W | 220-240VAC | 50-60Hz
COB 3-step | incl. PS | phase-cut dim
aluminium powder coated

   0.45kg  IP65  30°   38°

3000K | >80 CRI | 480lm

| | CODE |
|---|----------|
|  | 711164W4 |
|  | 711164D4 |
|  | 711164B4 |

1.0 PAR16

 PAR16 max.35W | GU10
100-240VAC | 50-60Hz
aluminium powder coated

   0.52kg  IP65  30° 

| | CODE |
|---|----------|
|  | 711120W0 |
|  | 711120D0 |
|  | 711120B0 |

OPTIONAL

PAR16 LED GU10 6W
phase-cut dim

| | CODE |
|------------|----------|
| 2700K | 905228S2 |
| 3000K | 905228S4 |
| 1800-2850K | 901229S9 |

more lamps and specs on page 541