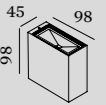
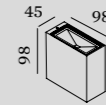





# STATION

WALL SURFACE



## 1.0

LED 8W | 220-240VAC | 50-60Hz  
COB 3-step | incl. PS | phase-cut dim  
aluminium powder coated  
brushed

0.86kg IP20

3000K | >90 CRI | 480lm

CODE  
314574W5  
314574L5

## 2.0

2xLED 4W | 220-240VAC | 50-60Hz  
COB 3-step | incl. PS | phase-cut dim  
aluminium powder coated  
brushed

0.80kg IP20

3000K | >90 CRI | 2x290lm

CODE  
314674W5  
314674L5