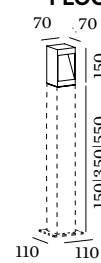
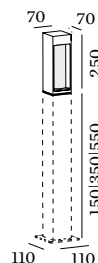
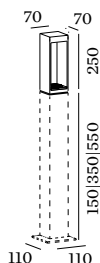


# LINUS

## EXTERIOR FLOOR SURFACE



### 1.0

LED 7W | 220-240VAC | 50-60Hz  
COB 3-step | incl. power supply  
aluminium powder coated

0.95kg IP65  $\approx 0,3^\circ$

3000K | >80 CRI | 320lm

CODE

	726173D4
	726173Y4

### 2.0

LED 7W | 220-240VAC | 50-60Hz  
COB 3-step | incl. power supply  
aluminium powder coated

0.99kg IP65  $\approx 0,3^\circ$

3000K | >80 CRI | 300lm | opal glass

CODE

	726273D4
	726273Y4

### 3.0

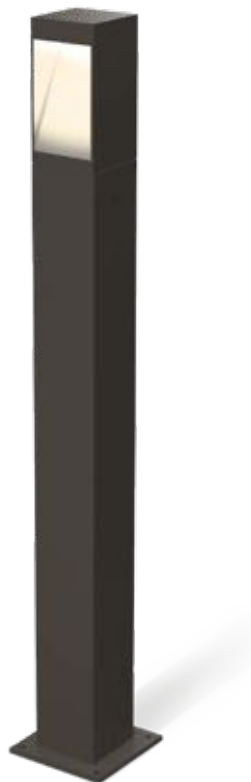
LED 7W | 220-240VAC | 50-60Hz  
COB 3-step | incl. power supply  
aluminium powder coated

0.52kg IP65  $\approx 0,3^\circ$

3000K | >80 CRI | 300lm

CODE

	726373D4
	726373Y4



### ALWAYS USE

base 150

CODE

	910024D0
	910024Y0

base 350

910026D0

910026Y0

base 550

910028D0

910028Y0

### OPTIONAL

CODE

ground spike	90013103
ground fixation	90013302

### ALWAYS USE

base 150

CODE

	910024D0
	910024Y0

base 350

910026D0

910026Y0

base 550

910028D0

910028Y0

### OPTIONAL

CODE

ground spike	90013103
ground fixation	90013302

### ALWAYS USE

base 150

CODE

	910024D0
	910024Y0

base 350

910026D0

910026Y0

base 550

910028D0

910028Y0

### OPTIONAL

CODE

ground spike	90013103
ground fixation	90013302

