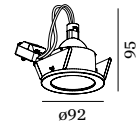
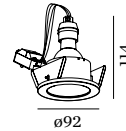
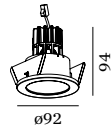
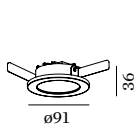


LUNA ROUND

CEILING RECESSED



1.0 LED HV

LED 7W | 220-240VAC
PCB 3-step | incl. PS | phase-cut dim
aluminium | stainless steel
opal cover | polyamide | PMMA

0.18kg | IP44 | 0.3-1 | P

76 | 50 | 2-25

3000K | >90 CRI | 350lm

CODE	CODE
114388W5	114388W5
114388M5	114388M5
114388B5	114388B5

OPTIONAL

dimmer

for switch 90019017

for din rail 90019018

more specs on page 540

CODE	CODE
recessed housing 90012026	90012026
plasterkit 90017101	90017101

1.0 LED

LED 7/10W | 350-500mA | 18Vf
COB 3-step | excl. power supply
aluminium | stainless steel
opal glass | polyamide

0.19kg | IP44 | 0.3-1 | G

80 | 100 | 2-25

CODE	CODE
114381W_	114381W_
114381M_	114381M_
114381B_	114381B_

Light Colour Selection

	LUMEN	CRI	CODE
2700K	360-510	>90	3
3000K	400-540	>90	5
1800-2850K	270-370	>95	9

ALWAYS USE

power supply	CODE
350mA 10W	90213402
500mA 10W	90214403
500mA 15W dim	90224501

more power supplies on page 538

OPTIONAL

CODE	CODE
recessed housing 90012026	90012026
plasterkit 90017101	90017101

1.0 PAR16

PAR16 max.10W | GU10
100-240VAC | 50-60Hz
aluminium | stainless steel
opal glass | polyamide

0.24kg | IP44 | 0.9-1 | G

80 | 120 | 2-25

CODE	CODE
114120W0	114120W0
114120M0	114120M0
114120B0	114120B0

OPTIONAL

PAR16 LED GU10 7W
phase-cut dim

CODE	CODE
2700K 901228W2	901228W2
3000K 901228W4	901228W4
1800-2850K 901229S9	901229S9

more lamps and specs on page 541

CODE	CODE
recessed housing 90012026	90012026
plasterkit 90017101	90017101

1.0 MR16

QR-CBC51 max.10W | GU5.3
12V | excl. power supply
aluminium | stainless steel
opal glass | polyamide

0.28kg | IP44 | 0.9-1 | G

80 | 100 | 2-25

CODE	CODE
114110W0	114110W0
114110M0	114110M0
114110B0	114110B0

ALWAYS USE

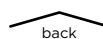
power supply

CODE	CODE
12V 10W dim 90221401	90221401
12V 25W dim 90221701	90221701
12V 70W dim 90221904	90221904

more specs on page 540

OPTIONAL

CODE	CODE
recessed housing 90012026	90012026
plasterkit 90017101	90017101



back