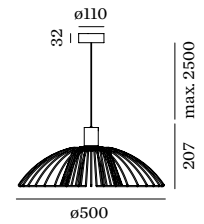
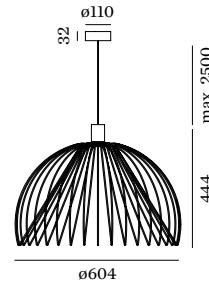
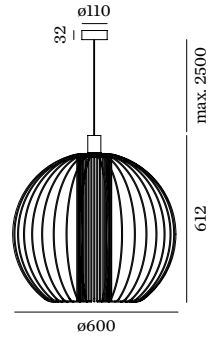


# WIRO GLOBE

CEILING SUSPENDED



## 1.0

E27 max. 60W  
220-240VAC | 50-60Hz  
lacquered steel

6 kg IP20  $\approx 0,9 \pm$

CODE

2281E0W0
2281E0R0
2281E0B0

## 2.0

E27 max. 60W  
220-240VAC | 50-60Hz  
lacquered steel

5 kg IP20  $\approx 0,9 \pm$

CODE

2282E0B0
----------

## 3.0

E27 max. 60W  
220-240VAC | 50-60Hz  
lacquered steel

3 kg IP20  $\approx 0,9 \pm$

CODE

2283E0W0
2283E0B0

## OPTIONAL

QA60 LED E27 6W

CODE

2200K   400lm	9003E109
2700K   500lm	9003E125

T32-300 carbon filament E27 15W

2200K   50lm	9003E107
--------------	----------

T30-300 LED E27 6W dim

2200K   450lm	9003E130
---------------	----------

## OPTIONAL

QA60 LED E27 6W

CODE

2200K   400lm	9003E109
2700K   500lm	9003E125

T32-300 carbon filament E27 15W

2200K   50lm	9003E107
--------------	----------

T30-300 LED E27 6W dim

2200K   450lm	9003E130
---------------	----------

## OPTIONAL

QA60 LED E27 6W

CODE

2200K   400lm	9003E109
2700K   500lm	9003E125

ST64 carbon filament E27 15W

2200K   50lm	9003E105
--------------	----------

ST64 LED E27 6W

2200K   400lm	9003E110
---------------	----------

