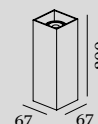



BOX mini

WALL SURFACE



1.0

 PAR16 max.15W | GU10
100-240VAC | 50-60Hz
aluminium powder coated
brushed

   0.24kg  

CODE

	300120W0
	300120L0
	300120P0
	300120B0

OPTIONAL


PAR16 LED GU10 7W
phase-cut dim

CODE

2700K	901228W2
3000K	901228W4
1800-2850K	901229S9

more lamps and specs on page 541

2.0

 2xPAR16 max.15W | GU10
100-240VAC | 50-60Hz
aluminium powder coated
brushed

  0.44kg  

CODE

	301120W0
	301120L0
	301120P0
	301120B0

OPTIONAL

PAR16 LED GU10 7W
phase-cut dim

CODE

2700K	901228W2
3000K	901228W4
1800-2850K	901229S9

more lamps and specs on page 541