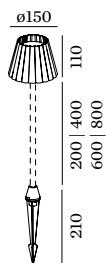


JELI

EXTERIOR
FLOOR SURFACE



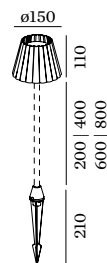
1.0 LED

LED 8W | 220-240VAC
PCB 3-step | incl. PS | phase-cut dim
aluminium powder coated
PMMA | direct

0.58kg IP65 $\approx 0.3 \cdot \text{m}$

3000K | >80 CRI | 480lm

| | CODE |
|--|----------|
| | 743163B4 |
| | 743163Y4 |




2.0 LED

LED 13W | 220-240VAC
PCB 3-step | incl. PS | phase-cut dim
aluminium powder coated
PMMA | direct/indirect

0.58kg IP65 $\approx 0.3 \cdot \text{m}$

3000K | >80 CRI | 710lm

| | CODE |
|--|----------|
| | 743143B4 |
| | 743143Y4 |



ALWAYS USE

base 200 incl. spike

| | CODE |
|--|----------|
| | 910082B0 |
| | 910082Y0 |

base 400 incl. spike

| | |
|--|----------|
| | 910084B0 |
| | 910084Y0 |

base 600 incl. spike

| | |
|--|----------|
| | 910086B0 |
| | 910086Y0 |

base 800 incl. spike

| | |
|--|----------|
| | 910088B0 |
| | 910088Y0 |

OPTIONAL

ground fixation plate

| | CODE |
|--|----------|
| | 90019019 |
| | 90019020 |