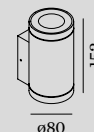
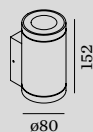




# TUBE

EXTERIOR  
WALL SURFACE



## 2.0 LED


 2xLED 8W | 220-240VAC | 50-60Hz  
COB 3-step | incl. PS | phase-cut dim  
aluminium powder coated

  0.74kg  IP65  0,3°   A 38°

3000K | >80 CRI | 2x480lm

	CODE
	711264W4
	711264D4
	711264B4

## 2.0 PAR16

 2xPAR16 max.35W | GU10  
100-240VAC | 50-60Hz  
aluminium powder coated

  0.90kg  IP65  0,9° 

	CODE
	711220W0
	711220D0
	711220B0

## OPTIONAL

PAR16 LED GU10 6W  
phase-cut dim

	CODE
2700K	905228S2
3000K	905228S4
1800-2850K	901229S9

more lamps and specs on page 541