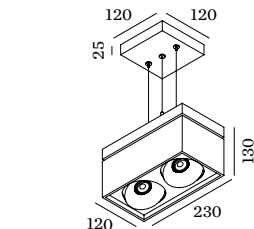


### 2.0 LED

☑ 2xLED 10W | 220-240VAC  
50-60Hz | COB 3-step  
incl. PS | phase-cut dim  
aluminium powder coated  
brushed

☑ 1.60kg ⊕ IP20 ⏏-0,3-1 ⚡ 36°

↺ 35°/35° ↻ 355°

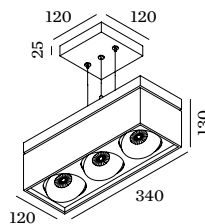


### 2.0 PAR16

☑ 2xPAR16 max.35W | GU10  
100-240VAC | 50-60Hz  
aluminium powder coated  
brushed

☑ 1.52kg ⊕ IP20 ⏏-0,9-1

↺ 35°/35° ↻ 355°

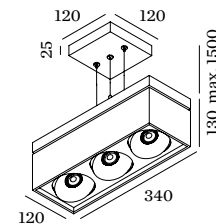


### 3.0 LED

☑ 3xLED 10W | 220-240VAC  
50-60Hz | COB 3-step  
incl. PS | phase-cut dim  
aluminium powder coated  
brushed

☑ 2.30kg ⊕ IP20 ⏏-0,3-1 ⚡ 36°

↺ 35°/35° ↻ 355°



### 3.0 PAR16

☑ 3xPAR16 max.35W | GU10  
100-240VAC | 50-60Hz  
aluminium powder coated  
brushed

☑ 2.24kg ⊕ IP20 ⏏-0,9-1

↺ 35°/35° ↻ 355°

	CODE
	139664W_
	139664E_
	139664F_
	139664B_

#### Light Colour Selection

	LUMEN	CRI	CODE
2700K	2x590	>90	3
3000K	2x640	>90	5
1800-2850K	2x440	>95	9

	CODE
	139620W0
	139620E0
	139620F0
	139620B0

#### OPTIONAL

PAR16 LED GU10 7W  
phase-cut dim

	CODE
2700K	901228W2
3000K	901228W4
1800-2850K	901229S9

more lamps and specs on page 541

	CODE
	139764W_
	139764E_
	139764F_
	139764B_

#### Light Colour Selection

	LUMEN	CRI	CODE
2700K	3x590	>90	3
3000K	3x640	>90	5
1800-2850K	3x440	>95	9

	CODE
2700K	901228W2
3000K	901228W4
1800-2850K	901229S9

more lamps and specs on page 541

	CODE
	139720W0
	139720E0
	139720F0
	139720B0

#### OPTIONAL

PAR16 LED GU10 7W  
phase-cut dim

	CODE
2700K	901228W2
3000K	901228W4
1800-2850K	901229S9

more lamps and specs on page 541